

Nevada Youth: Passive vs. Active Youth Risk Behavior Survey (YRBS) Consent

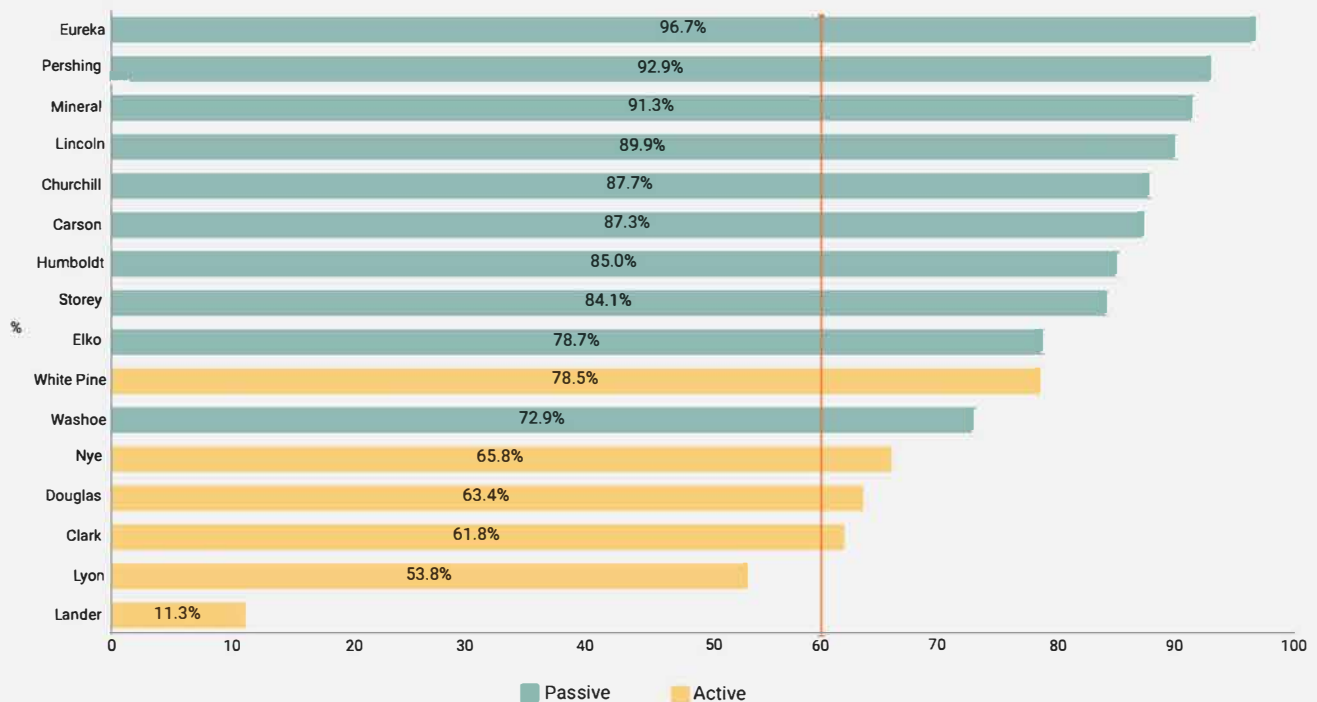
SB69

Parental consent policies vary by county in Nevada. In 2019, six counties and their school districts required **active** consent, that is, parents had to sign a permission form to allow their child to participate in the survey. The remaining 10 counties had **passive** consent policies, meaning parents had to sign a permission form if they did not want their child to participate in the survey.¹⁻²

60%

The CDC requires Nevada to have a **minimum response rate** of 60 percent. Individual school district data may not be reliable if the response rate falls below this level.

2019: Survey Response Rates in High Schools



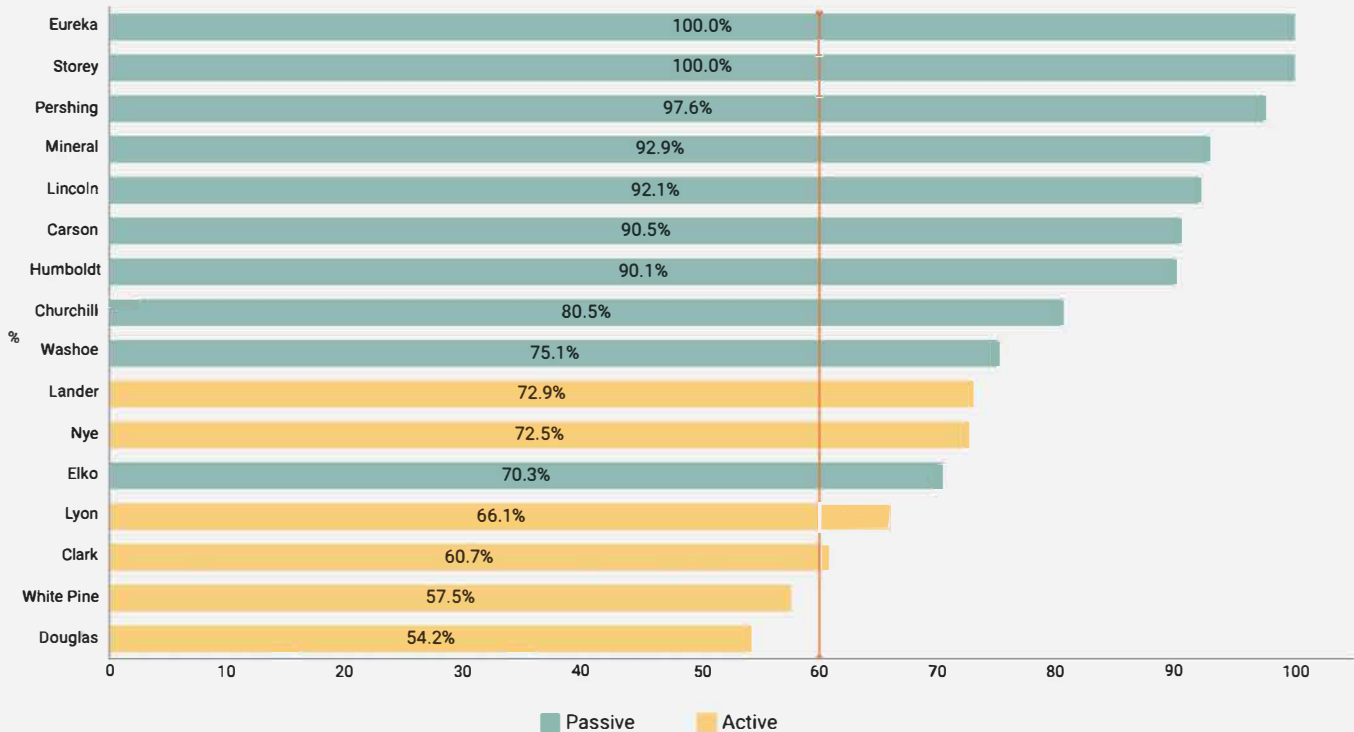
SB69

ensures parents, guardians, and emancipated youth may review the survey and receive written notice of the manner in which the survey will be administered, the manner in which the results of the survey will be used, and the persons who will have access to the de-identified results of the survey. Additionally, they may refuse to provide consent.

- The YRBS is a voluntary survey funded by federal and state agencies.
- County-level data informs nonprofit and other entities on strategies to address health-risk behaviors, bring program funding to communities, allocate resources, and better inform policy.

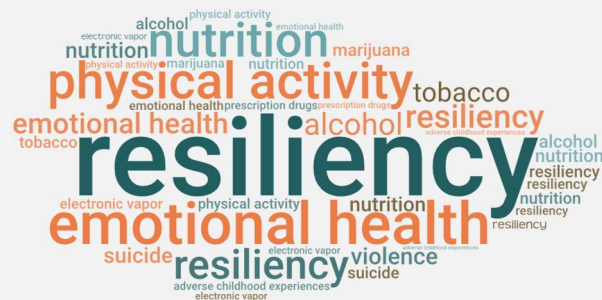


2019: Survey Response Rates in Middle School



Studies have shown that passive consent can lead to higher participation rates, be cost-effective, and alleviate the administrative burden on schools.³⁻⁴ In comparison, active consent can lead to biases and underrepresentation of certain groups of students.⁵

The data addresses multiple public health concerns and informs entities on local strategy development.



Historically, coalitions have missed opportunities to obtain federal funds as Nevada lacked the infrastructure to collect local-level data. The YRBS helps to meet this gap and inform potential funders on local needs.

For more information, contact daedwards@washoecounty.us

¹ Diedrick, M., Lensch, T., Zhang, F., Peek, J., Clements-Nolle, K., & Yang, W. (2019). 2019 Nevada high school youth risk behavior survey (YRBS) report. State of Nevada, Division of Public and Behavioral Health, and the University of Nevada, Reno. <http://hdl.handle.net/11714/7349>
² Diedrick, M., Lensch, T., Zhang, F., Peek, J., Clements-Nolle, K., & Yang, W. (2019). 2019 Nevada middle school youth risk behavior survey (YRBS) report. State of Nevada, Division of Public and Behavioral Health, and the University of Nevada, Reno. <http://hdl.handle.net/11714/7346>
³ Spence, S., White, M., Adamson, A. J., & Matthews, J. N. S. (2014). Does the use of passive or active consent affect consent or completion rates, or dietary data quality? Repeat cross-sectional survey among school children aged 11–12 years. *BMJ Open*. doi:10.1136/bmjopen-2014-006457
⁴ Pokorny, S. B., Jason, L. A., Schoeny, M. E., Townsend, S. M., & Curie, C. J. (2001). Do participation rates change when active consent procedures replace passive consent. *Evaluation Review*, 25(5), 567–580. <https://doi.org/10.1177/0193841X0102500504>
⁵ California Healthy Kids Survey. (n.d.). Guidelines for passive consent. <https://data.calschls.org/resources/CHKS-passive-consent-guidelines.pdf>